

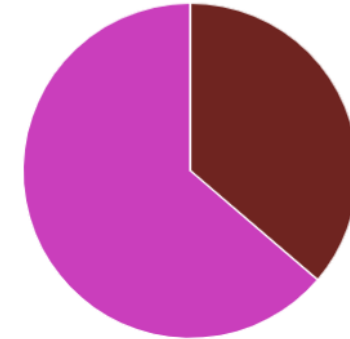
Agroindustria Palmera San Román, S.A. - 2025 Summary

Summary Emission

Product	tCOe2 / tProduct	Action
CPO	0.24	
PK	0.24	
PKO	0.29	
PKE	0.29	

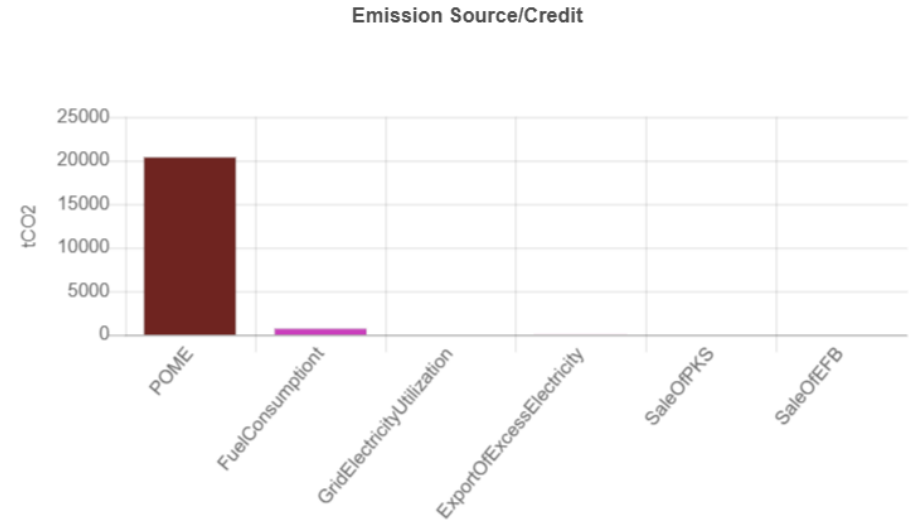
Description	Unit	Value	Action
Oil palm planted on mineral soil	Ha	5913.40	
Oil palm planted area on peat	Ha	0.00	
Total oil palm planted area	Ha	5913.40	
Conservation area (Forested)	Ha	811.47	
Conservation area (Non-Forested)	Ha	0.00	
FFB Production per hectarage	t/ha	21.63	
OER	%	23.96	
KER	%	5.11	

■ FieldEmissionOwnCrop
 ■ MillEmission
 ■ FieldEmissionThirdParty
 ■ FieldEmissionGroup

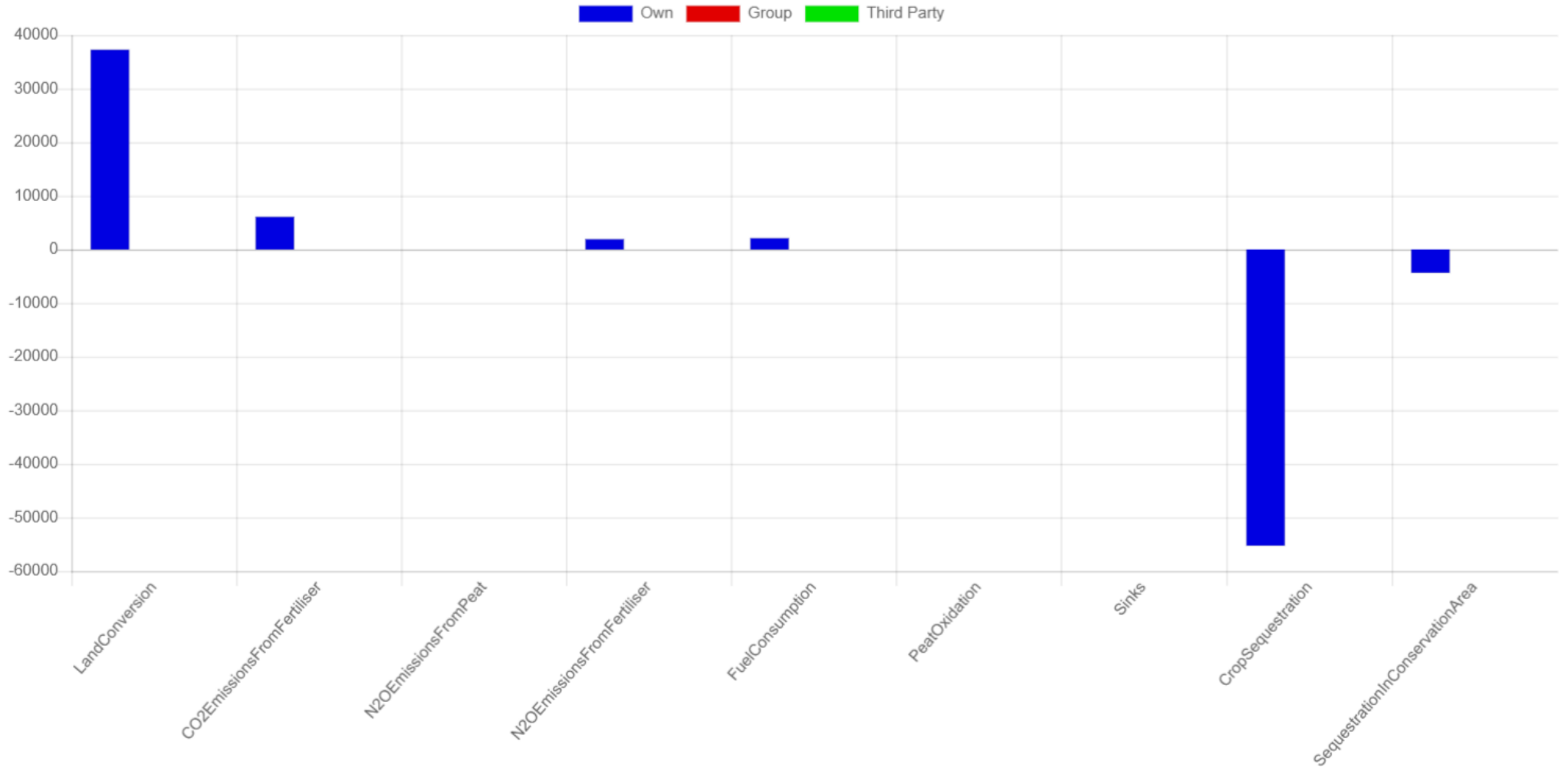


Mill Emissions and Credits

Description	tCO2	tCO2e/t FFB	Action
Emission Sources			
POME	20423.89	0.16	
Fuel Consumption	747.26	0.01	
Grid Electricity Utilisation	0.00	0.00	
Credits			
Export of Excess Electricity to Housing & Grid	-42.85	0.00	
Sale of PKS	0.00	0.00	
Sale of EFB	0.00	0.00	
Total	21128.31	0.17	



Field Emission and Sinks



Emissions from Palm Kernel Crusher

Emission Source	tCO2e
PK from own mill	1600.85
PK from other sources	0.00
Fuel Consumption	0.00
Total Crusher Emissions	1600.85

